

PURE Dynamics – The Universal 5-Axis Solution

# PRO-MASTER 7125



PRODUCTIVITY AND PRECISION





Efficiency and High Performance  
 Convincing Functionality on all 5 Axes

PRO-MASTER 7125

## The High Performance 5-Axis Machining Center

The PRO-MASTER 7125 opens up nearly unlimited possibilities to users for machining wood and plastic. The MANUAL, X-MOVE-TABLE and fully automatic VARIO-TABLE versions allow the performance range of this 5-axis power package to be adapted modularly to virtually all operating situations.

- Highly dynamic drives and control engineering for perfect results. Laid out for above average loads and extreme acceleration values.

- Powerful, fully interpolating 5-axis head – optionally with 17 kW drive and unique PRO-TORQUE technology for the heaviest work.

- Hardened and covered linear guides for all axis movements guarantee extreme precision.



### High-End 5-Axis Power

- Cardanic-Mounted 5-Axis Unit**

Solid design with ceramic bearings on both sides and extreme Z stroke of 565 mm make this cutter unit highly flexible for universal applications. An effective machining height of 210 mm from the top of the suction cups opens up entirely new possibilities. The program-controlled evacuation hood ensures efficient chip removal (Fig. 1).

- Drilling Head**

A 16-spindle (standard) or, alternatively, a 24-spindle (optional) drilling head are available for hole patterns. Both drilling units are equipped with integrated grooving saw (Fig. 2).

- Machining Tables**

Stable, highly accurate console tables with stops at front and rear and four feeding supports are available for all application ranges as manually or automatically positionable versions (Fig. 3).

- Open System Architecture**


Simple connection to 5-axis CAD/CAM software from all manufacturers. The optional CURVE-3D performance package ensures optimum dynamics, best cutting results and maximum machining rates for cutting curves and three-dimensional shapes (Fig. 4).

- CabinetControl Base**

allows you to design furniture and create complete CNC programs in minutes with just a few mouse clicks.

- CAMPUS Package**

High quality, user-friendly CNC software with office and machine license. Integrated CAD module and versatile macros for easy programming, displayed on large 19" monitor.



Illustrations may contain optional features.

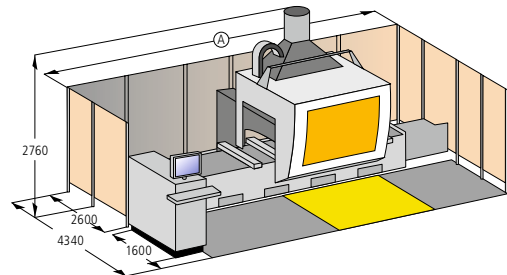
## TECHNICAL DATA

Product brochures and many videos are available at [www.holzher.com](http://www.holzher.com)

Machine	PRO-MASTER 7125
Edge routing dimensions in X and Y directions	in X = 3,620/5,420 mm   in Y = 1,350 mm (minus cutter radius)
Travel in Z direction	in Z = 565 mm
Machining height in Z direction	in Z = 210 mm (from top of suction cups)
Cutter unit	9.5 kW, ceramic bearings, 1,000 – 24,000 rpm
	17 kW 1,000 – 24,000 rpm with PRO-TORQUE technology
Vector speed	142 m/min.
Protection equipment	3-field footmat (pendular machining)
Workpiece support	6 consoles incl. 16 stops
	4 feeding supports
	Laser pointer
Drilling head	1.7 kW, 16 spindles (10 V   6 H), incl. sawing unit for grooving in X-direction
	3 kW, 24 spindles (18 V   6 H), incl. sawing unit for grooving in X-direction
Workpiece clamping	100 m <sup>3</sup> /h low maintenance, dry-running type vacuum pump
	140 / 250 m <sup>3</sup> /h low maintenance, dry-running type vacuum pump
Tool changer	18-position traveling disk tool changer
	14-position pick-up tool changer with tool cover
	40/50/60-fold shuttle tool changer
Software	CAMPUS software package incl. aCADemy CAD/CAM module with machine and office license, 3D simulation module and Cabinet-Control Base
	CURVE-3D Performance Package

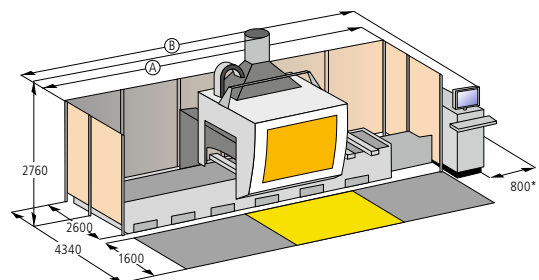
- Standard feature
- Optional feature

### Switch cabinet on left-hand side of machine (Short version)



PRO-MASTER 7125		
Machine dimensions	315K	495K
Overall length A (mm)	6712	8512
Weight (kg)	4600	6500

### Switch cabinet on right-hand side of machine (Standard version)



PRO-MASTER 7125		
Machine dimensions	315K	495K
Overall length A (mm)	7138	8938
Overall length B (mm)	7720	9510
Weight (kg)	4600	6500

■ Safety foot mat always active

\* Door opened

The technical data specified is intended for reference only. HOLZ-HER woodworking machines are subject to constant development and are therefore subject to modification without prior notice. The illustrations are therefore not binding. Some of the machines shown also contain special equipment not included as a standard feature. For clarity, some of the machines are shown without protective hood.

UK – HOLZ-HER 3195 30 – Printed in Germany/Imprimé en Allemagne  
Printed on: 17.12.2012 – First edition: 25.09.2012

Your authorized HOLZ-HER dealer



**HOLZ-HER**

A member of the WEINIG Group

**HOLZ-HER GmbH**  
Plochinger Straße 65  
72622 Nürtingen  
Germany  
T +49 (0) 70 22 702-0  
kontakt@holzher.com  
www.holzher.com